



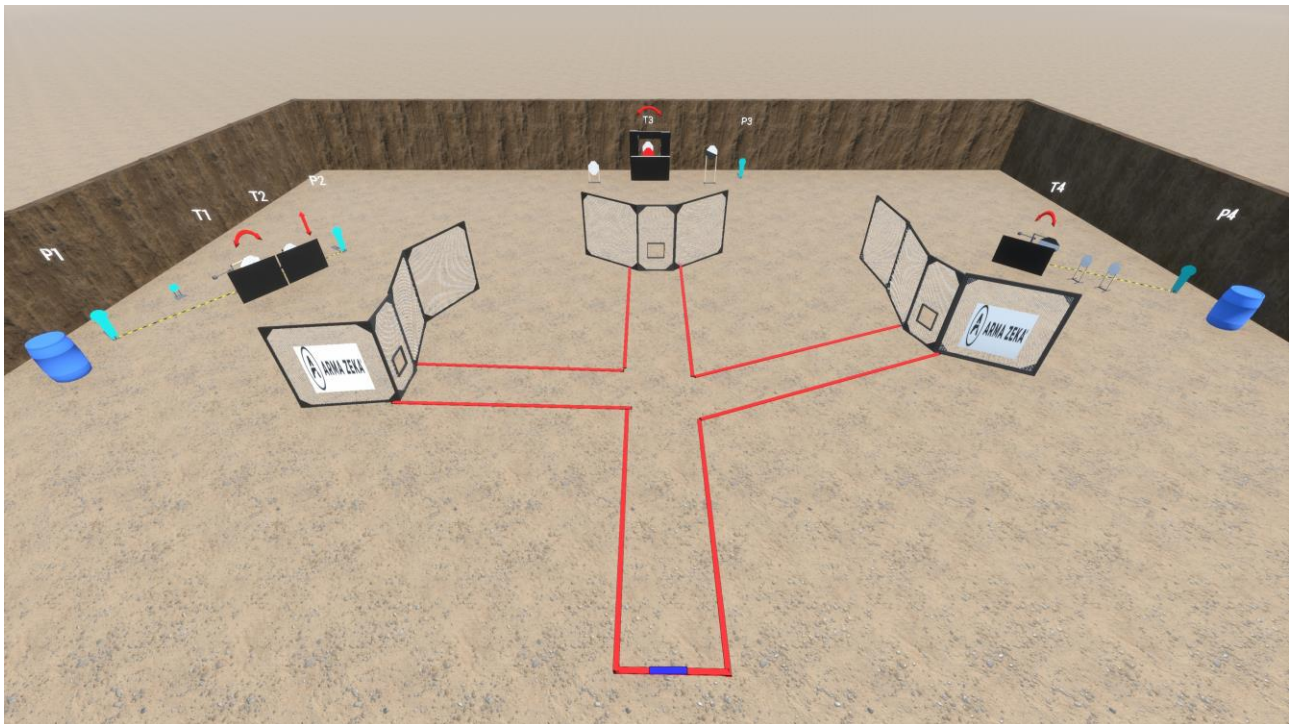



<h1 style="text-align: center; color: white; background-color: red; padding: 10px;">STAGE 1</h1>				
	9	5	4	
Scoring targets:	5 IPSC targets, 1 IPSC NS target, 4 IPSC mini Poppers			
Minimum number of rounds required:	9			
Firearm ready condition:	Firearm loaded, lying flat in the tray, all magazines on belt			
Competitor ready condition (see Rule 3.2.2, Section 8.2 and Appendix E2);				
Start position:	Competitor sitting on the barrel, hands on marks . As demonstrated.			
Time starts:	Audible signal			
Procedure:	After start signal engage all targets. Popper P2 activates moving target T1 and popper P3 activates moving targets T2, which remain visible at rest. Weak hand only , with minimum 1 shot per paper target.			
Safety angles	2 x 90 degrees and top of the back stop and side berms.			



<h1 style="text-align: center; color: white; background-color: red; padding: 10px;">STAGE 2</h1> 				
	21	8	4	1
Scoring targets:	8 IPSC targets, 1 IPSC NS target, 4 IPSC mini Poppers, 1 IPSC metal plate			
Minimum number of rounds required:	21			
Firearm ready condition:	Firearm is loaded, chamber empty, magazine inserted.			
Competitor ready condition (see Rule 3.2.2, Section 8.2 and Appendix E2);				
Start position:	Competitor standing at the mark, heels touching the mark . As demonstrated.			
Time starts:	Audible signal			
Procedure:	After start signal engage all targets. Popper P1 activates moving target T2, popper P2 activates moving target T1, popper P3 activates moving target T3 and popper P4 activates moving target T4 which remain visible at rest.			
Safety angles	2 x 90 degrees and top of the back stop and side berms.			



STAGE 3



12



4

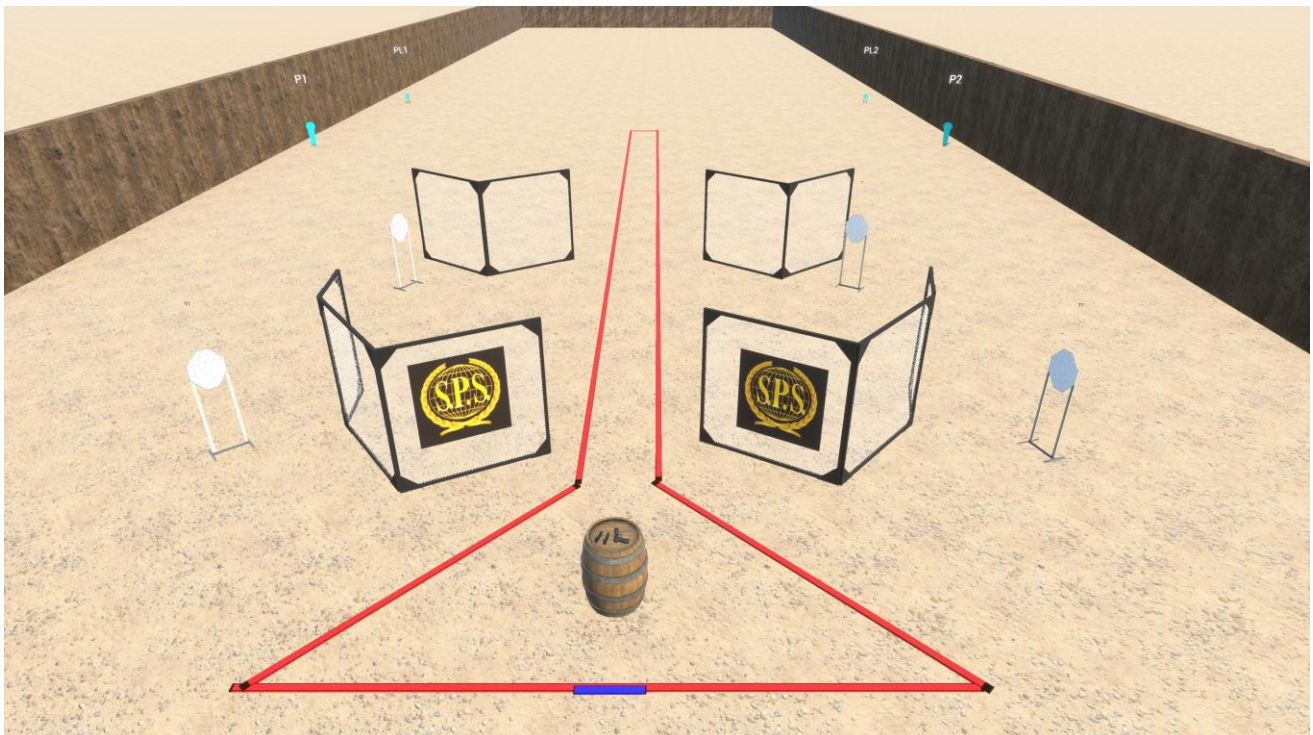


2




2

Scoring targets:	4 IPSC targets, 2 IPSC mini Poppers, 2 IPSC metal plates
Minimum number of rounds required:	12
Firearm ready condition:	Firearm loaded and lying flat on the barrel, all magazines to be used on the barrel
Competitor ready condition (see Rule 3.2.2, Section 8.2 and Appendix E2);	
Start position:	Competitor standing at the mark, both heels touching the mark . As demonstrated.
Time starts:	Audible signal
Procedure:	After start signal engage all targets.
Safety angles	2 x 90 degrees and top of the back stop and side berms.



STAGE 4



23



10

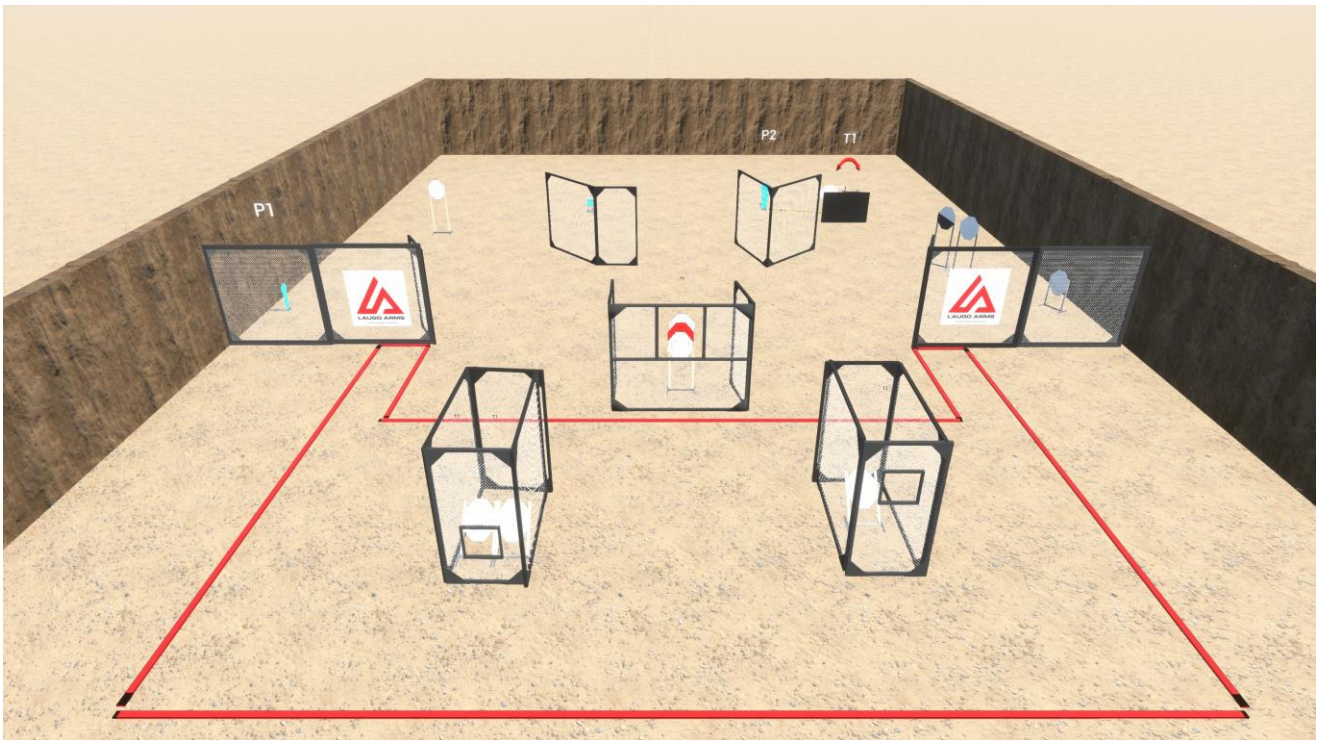



2

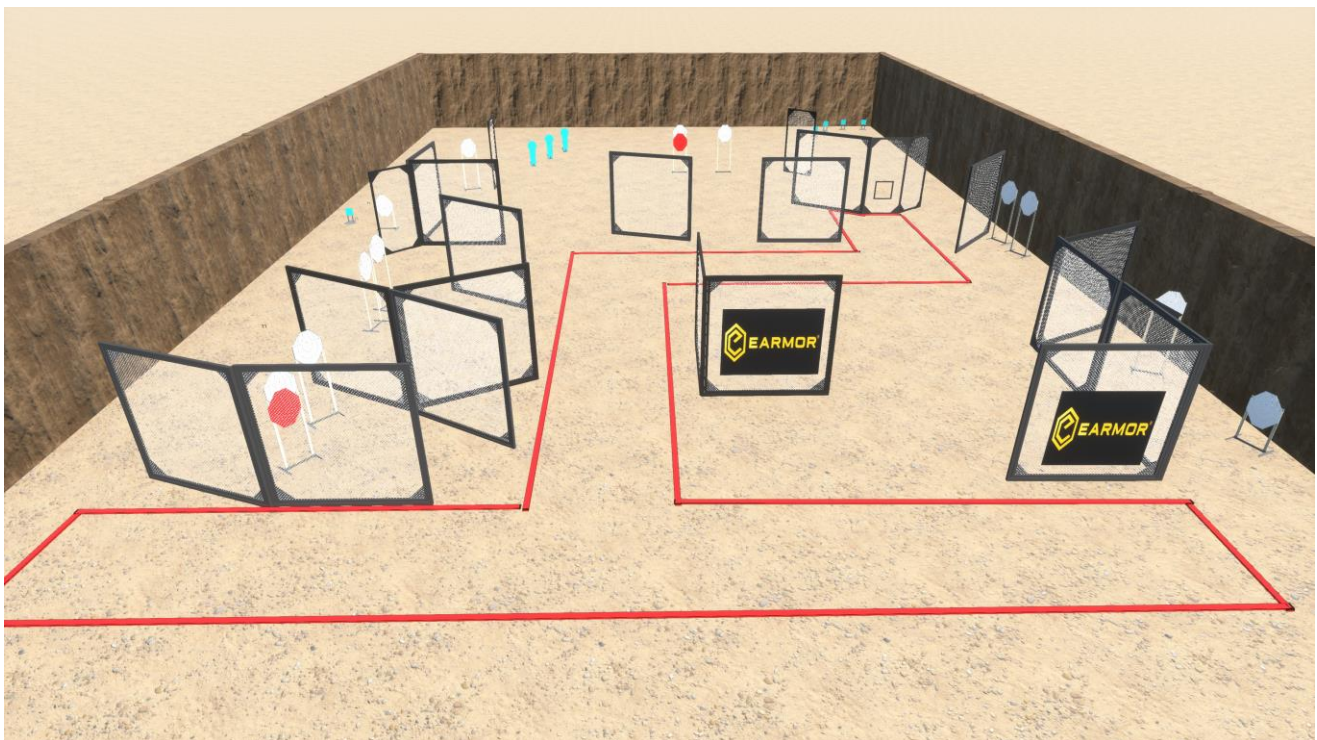





1


Scoring targets:	10 IPSC targets, 1 IPSC NS target, 2 IPSC mini Poppers, 1 IPSC metal plate
Minimum number of rounds required:	23
Firearm ready condition:	
Competitor ready condition (see Rule 3.2.2, Section 8.2 and Appendix E2);	
Start position:	Competitor standing, anywhere . As demonstrated.
Time starts:	Audible signal
Procedure:	After start signal engage all targets. Popper P2 activates moving target T1 which remains visible at rest.
Safety angles	2 x 90 degrees and top of the back stop and side berms.



<h1 style="text-align: center; color: white; background-color: red; padding: 5px;">STAGE 5</h1>				
	32	12	3	5
Scoring targets:	12 IPSC targets, 2 IPSC NS target, 3 IPSC mini Poppers, 5 IPSC metal plates			
Minimum number of rounds required:	32			
Firearm ready condition:				
Competitor ready condition (see Rule 3.2.2, Section 8.2 and Appendix E2);				
Start position:	Competitor standing, anywhere . As demonstrated .			
Time starts:	Audible signal			
Procedure:	After start signal engage all targets.			
Safety angles	2 x 90 degrees and top of the back stop and side berms.			




<h1 style="text-align: center; color: white; background-color: red; padding: 10px;">STAGE 6</h1> 				
	11	3	2	3
Scoring targets:	3 IPSC targets, 2 IPSC Poppers, 3 IPSC metal plates			
Minimum number of rounds required:	11			
Firearm ready condition:	Firearm is loaded and holstered, chamber empty , magazine inserted.			
Competitor ready condition (see Rule 3.2.2, Section 8.2 and Appendix E2);				
Start position:	Competitor sitting on the chair, both hands on the knees . As demonstrated .			
Time starts:	Audible signal			
Procedure:	After start signal engage all targets. Popper P1 activates moving targets PL2-PL3, which remain visible at rest.			
Safety angles	2 x 90 degrees and top of the back stop and side berms.			





STAGE 7



12



4




1




3

Scoring targets:	4 IPSC targets, 1 IPSC Popper, 3 IPSC metal plates, 2 IPSC NS metal plates
Minimum number of rounds required:	12
Firearm ready condition:	
Competitor ready condition (see Rule 3.2.2, Section 8.2 and Appendix E2);	
Start position:	Competitor standing, anywhere . As demonstrated .
Time starts:	Audible signal
Procedure:	After start signal engage all targets. Popper P1 activates moving target T1, which remains visible at rest.
Safety angles	2 x 90 degrees and top of the back stop and side berms.





STAGE 8



16

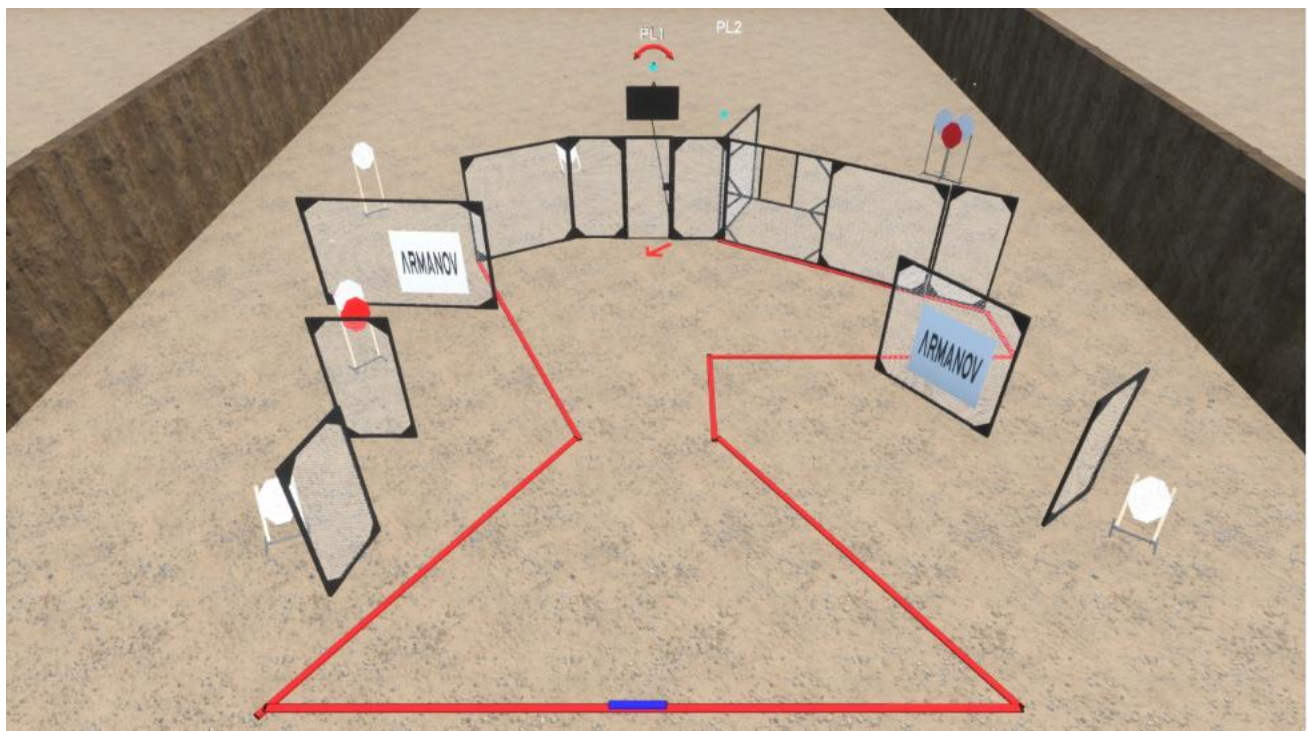


7




2

Scoring targets:	7 IPSC targets, 2 IPSC NS targets, 2 IPSC metal plates,
Minimum number of rounds required:	16
Firearm ready condition:	
Competitor ready condition (see Rule 3.2.2, Section 8.2 and Appendix E2);	
Start position:	Competitor standing at the mark, both heels touching the mark . As demonstrated.
Time starts:	Audible signal
Procedure:	After start signal engage all targets. Opening the door activates moving target PL1 which remain visible at rest. Strong hand only .
Safety angles	2 x 90 degrees and top of the back stop and side berms.



STAGE 9

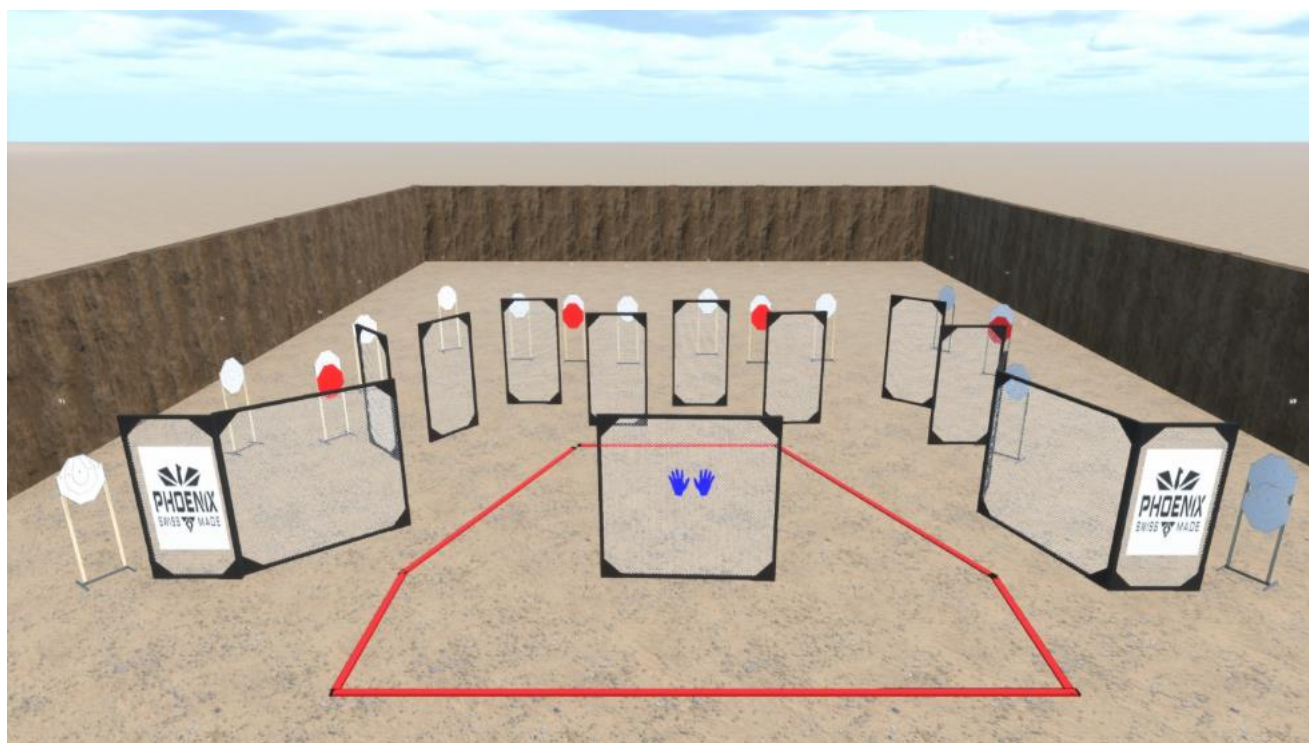


32




16

Scoring targets:	16 IPSC targets, 4 IPSC NS targets,
Minimum number of rounds required:	32
Firearm ready condition:	
Competitor ready condition (see Rule 3.2.2, Section 8.2 and Appendix E2);	
Start position:	Competitor standing in front of the wall , touch the mark with both hands. As demonstrated .
Time starts:	Audible signal
Procedure:	After start signal engage all targets
Safety angles	2 x 90 degrees and top of the back stop and side berms.



STAGE 10



12








5

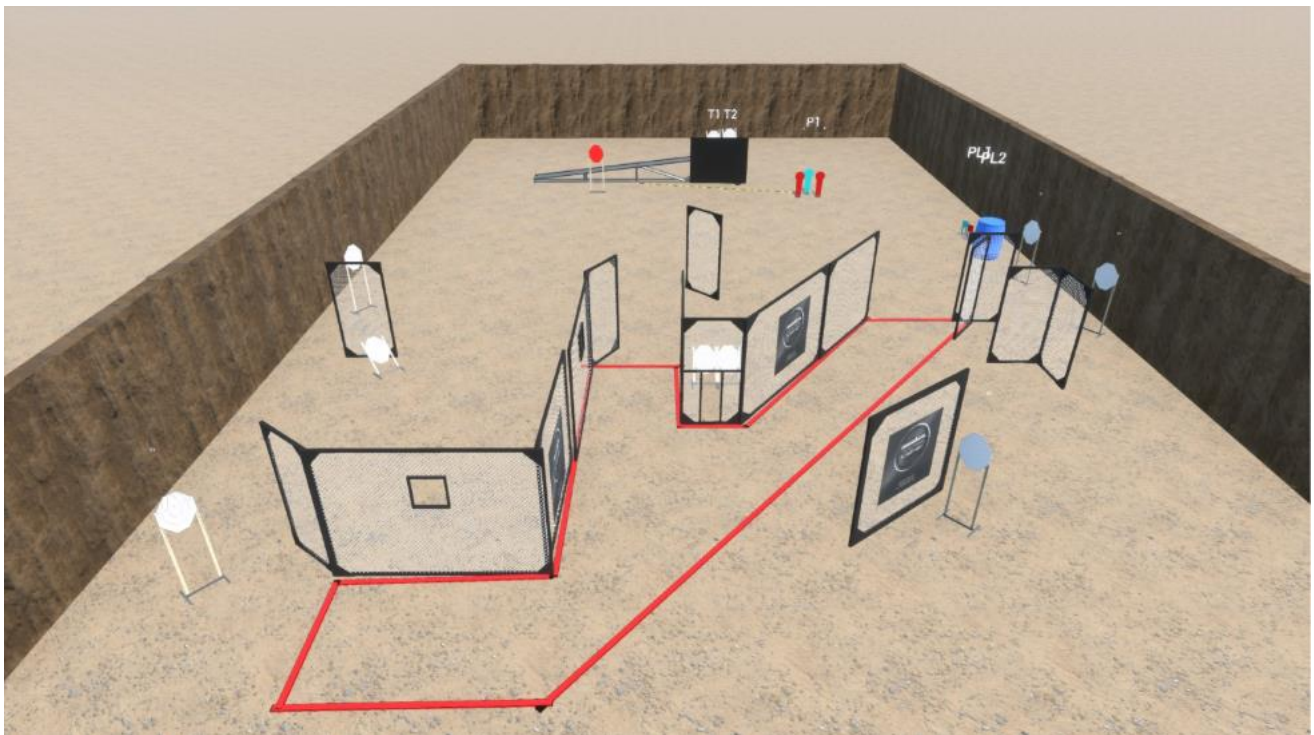


2

Scoring targets:	5 IPSC targets, 2 IPSC Poppers, 1 IPSC NS Popper
Minimum number of rounds required:	12
Firearm ready condition:	
Competitor ready condition (see Rule 3.2.2, Section 8.2 and Appendix E2);	
Start position:	Competitor standing, both heels touching the mark . As demonstrated.
Time starts:	Audible signal
Procedure:	After start signal engage all targets. Popper P2 activates moving target T1, which remains visible at rest.
Safety angles	2 x 90 degrees and top of the back stop and sideberms.




<h1 style="color: white; background-color: red; padding: 10px; margin: 0;">STAGE 11</h1> 				
	23	10	1	2
Scoring targets:	10 IPSC targets, 1 IPSC NS, 1 IPSC Popper, 2 IPSC NS Poppers, 2 IPSC metal plates, 1 IPSC NS metal plate			
Minimum number of rounds required:	23			
Firearm ready condition:				
Competitor ready condition (see Rule 3.2.2, Section 8.2 and Appendix E2);				
Start position:	Competitor standing, anywhere . As demonstrated.			
Time starts:	Audible signal			
Procedure:	After start signal engage all targets. Popper P1 activates moving targets T1 and T2 which remain visible at rest.			
Safety angles	2 x 90 degrees and top of the back stop and side berms.			





STAGE 12



12

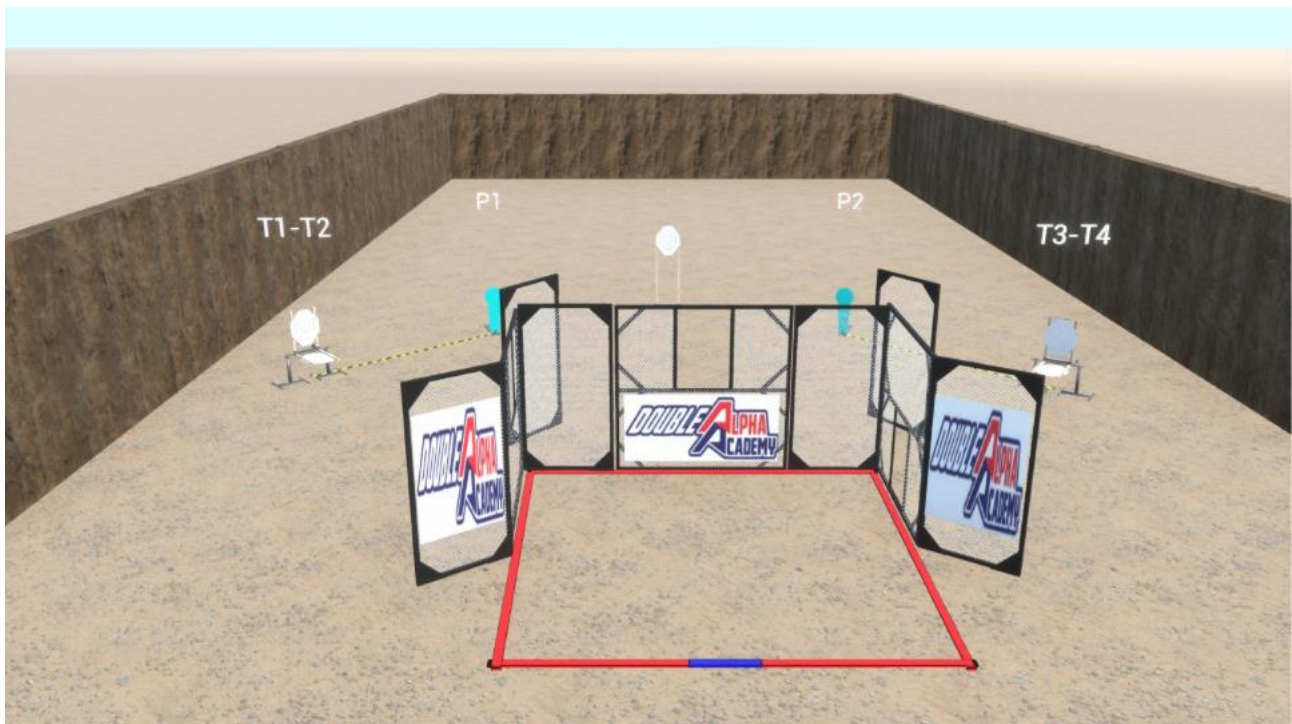


5

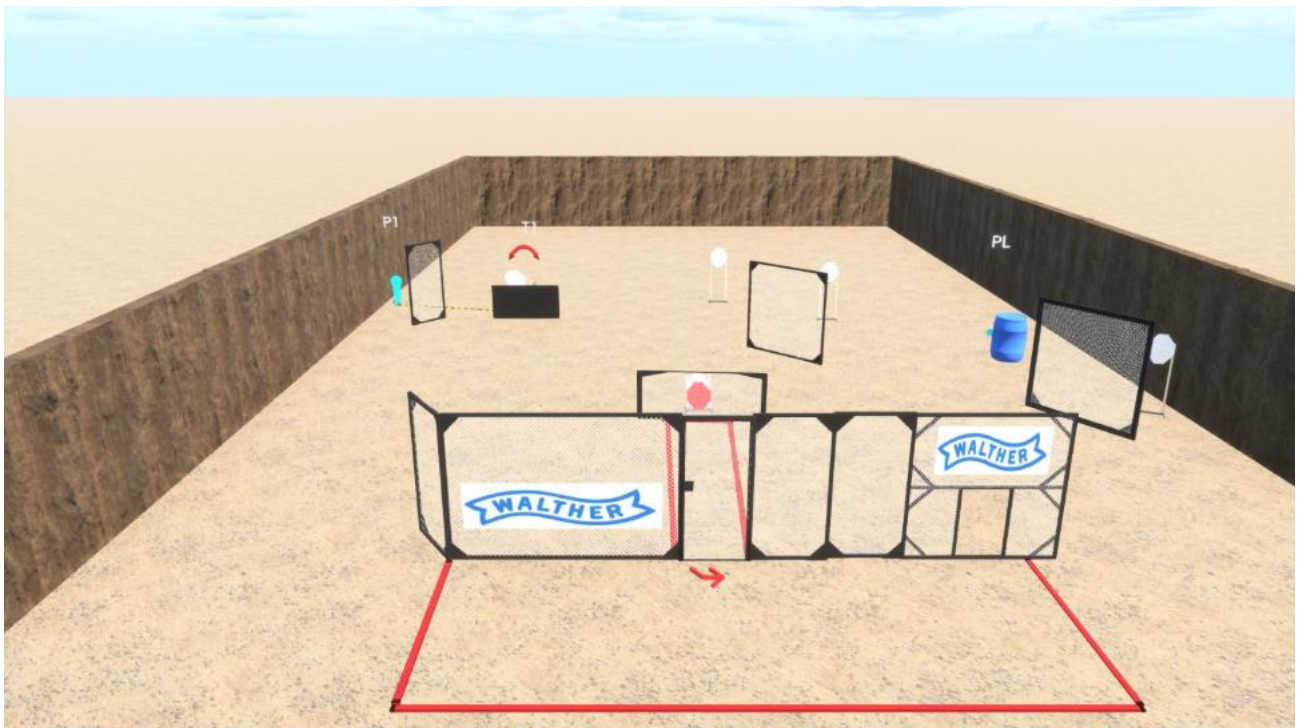






2

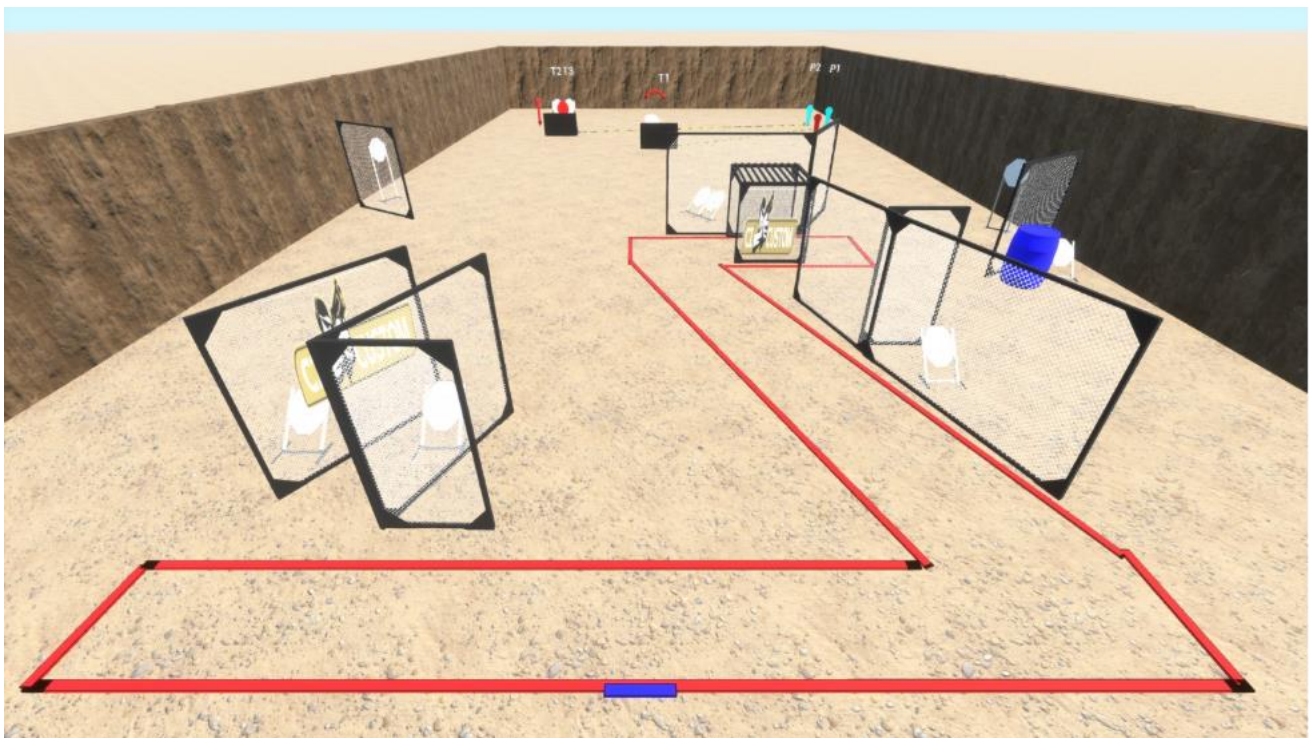
Scoring targets:	5 IPSC targets, 2 IPSC poppers,
Minimum number of rounds required:	12
Firearm ready condition:	
Competitor ready condition (see Rule 3.2.2, Section 8.2 and Appendix E2);	
Start position:	Competitor standing at the mark, both heels touching the mark . As demonstrated.
Time starts:	Audible signal
Procedure:	After start signal engage all targets. Popper P1 activates flip-up targets T1 - T2 and popper P2 activates flip-up targets T3 - T4.
Safety angles	2 x 90 degrees and top of the back stop and side berms.





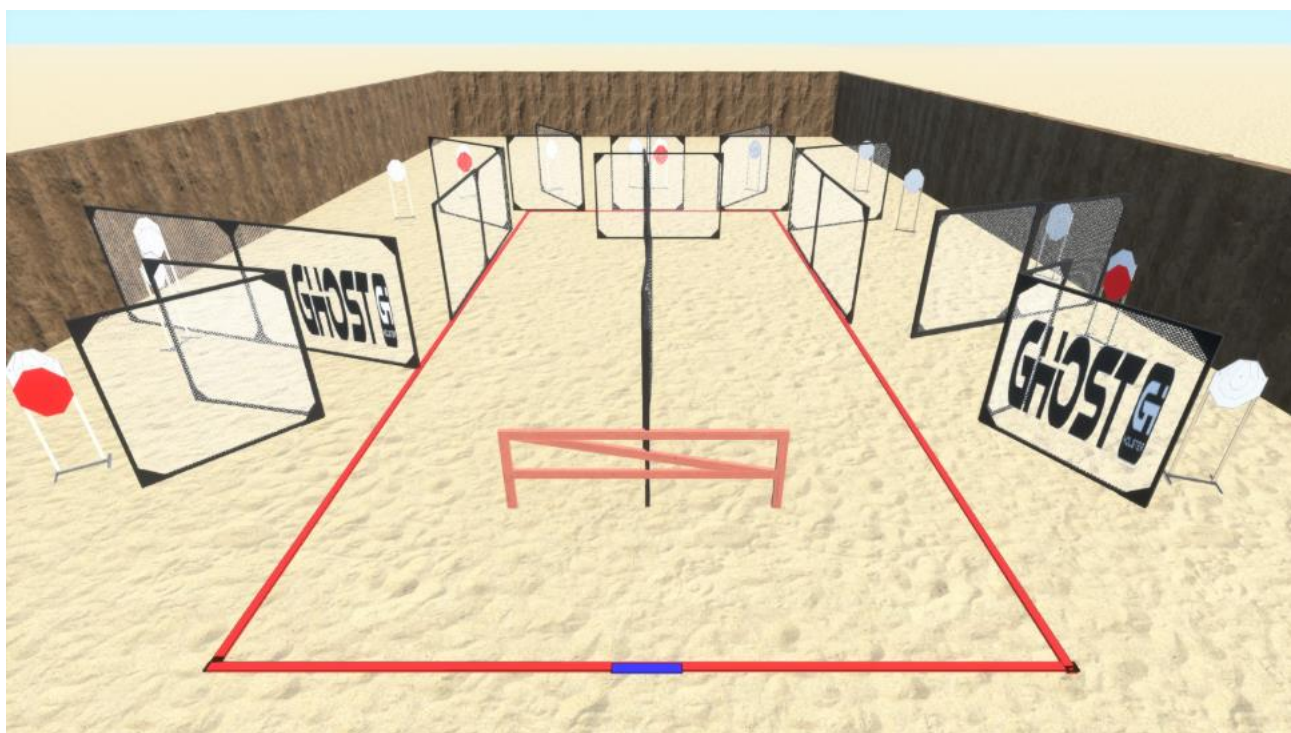
<h1 style="color: white; background-color: red; padding: 5px;">STAGE 13</h1> 				
	12	5	1	1
Scoring targets:	5 IPSC targets, 1 IPSC NS target, 1 IPSC mini Popper, 1 IPSC metal plate			
Minimum number of rounds required:	12			
Firearm ready condition:				
Competitor ready condition (see Rule 3.2.2, Section 8.2 and Appendix E2);				
Start position:	Competitor standing, anywhere . As demonstrated.			
Time starts:	Audible signal			
Procedure:	After start signal engage all targets. Popper P1 activates moving target T1, which remains visible at rest.			
Safety angles	2 x 90 degrees and top of the back stop and side berms.			



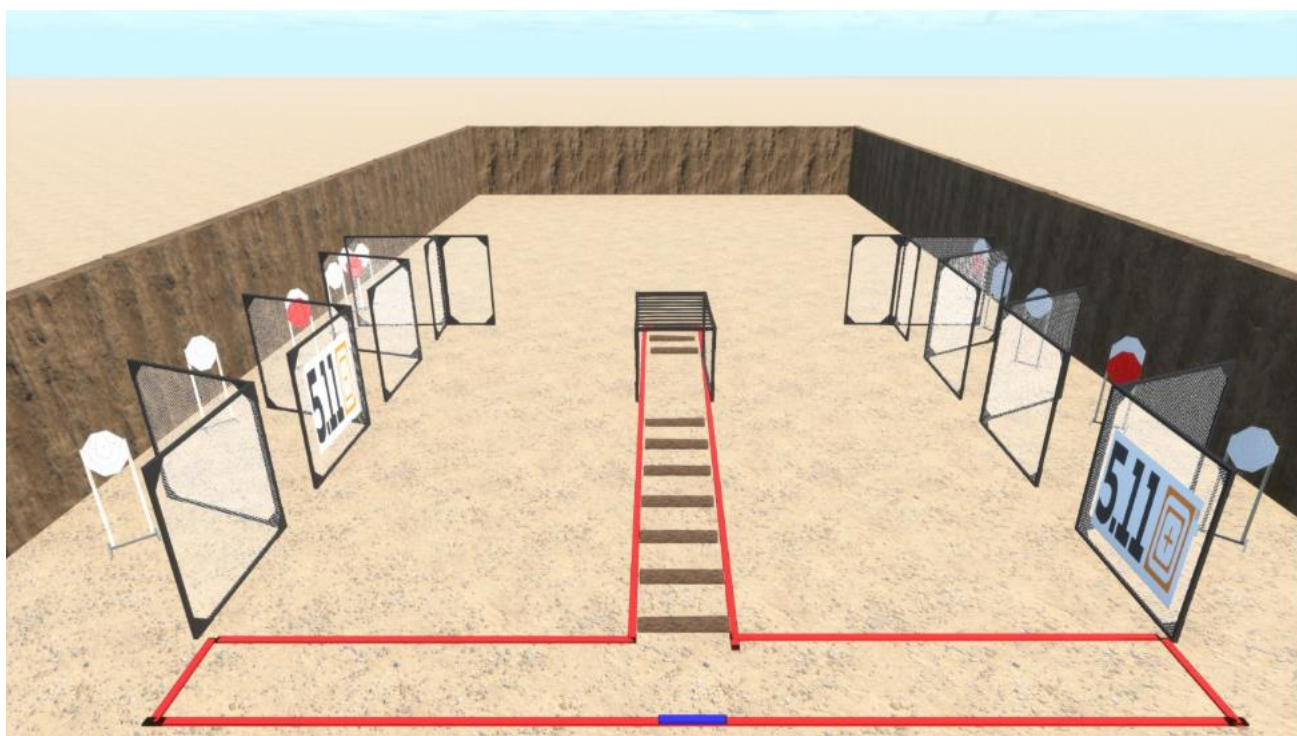
<h1 style="color: white; background-color: red; padding: 10px;">STAGE 14</h1> 				
	24	11	2	
Scoring targets:	11 IPSC targets, 1 IPSC NS target, 2 IPSC mini Poppers, 1 IPSC NS mini popper			
Minimum number of rounds required:	24			
Firearm ready condition:				
Competitor ready condition (see Rule 3.2.2, Section 8.2 and Appendix E2);				
Start position:	Competitor standing at the mark, both heels touching the mark . As demonstrated.			
Time starts:	Audible signal			
Procedure:	After start signal engage all targets. Popper P1 activates moving target T1, which remains visible at rest. Popper P2 activates moving targets T2-T3 disappears after activation. There is a " Cooper Tunnel " on the stage.			
Safety angles	2 x 90 degrees and top of the back stop and side berms.			




<h1 style="color: white; background-color: red; padding: 5px;">STAGE 15</h1> 				
	32	16		
Scoring targets:	16 IPSC targets, 4 IPSC NS targets,			
Minimum number of rounds required:	32			
Firearm ready condition:				
Competitor ready condition (see Rule 3.2.2, Section 8.2 and Appendix E2);				
Start position:	Competitor standing at the mark, both heels touching the mark . As demonstrated.			
Time starts:	Audible signal			
Procedure:	After start signal engage all targets.			
Safety angles	2 x 90 degrees and top of the back stop and side berms.			



STAGE 16 				
	12	12		
Scoring targets:	12 IPSC targets, 4 IPSC NS target,			
Minimum number of rounds required:	12			
Firearm ready condition:				
Competitor ready condition (see Rule 3.2.2, Section 8.2 and Appendix E2);				
Start position:	Competitor standing at the mark, both heels touching the mark.			
Time starts:	Audible signal			
Procedure:	After start signal engage all targets. Strong hand only with minimum 1 hit per paper target. As demonstrated.			
Safety angles	2 x 90 degrees and top of the back stop and side berms.			



STAGE 17

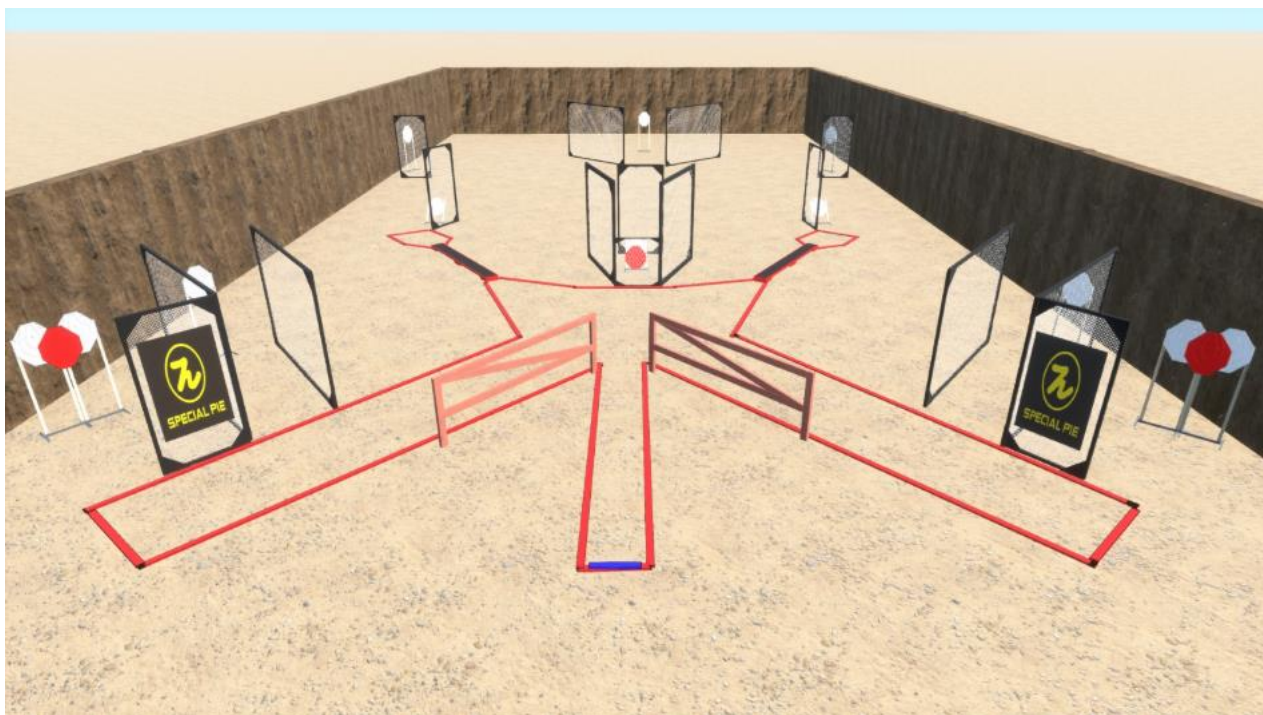





24




12


Scoring targets:	12 IPSC targets, 3 IPSC NS target,
Minimum number of rounds required:	24
Firearm ready condition:	
Competitor ready condition (see Rule 3.2.2, Section 8.2 and Appendix E2);	
Start position:	Competitor standing at the mark, both heels touching the mark . As demonstrated.
Time starts:	Audible signal
Procedure:	After start signal engage all targets.
Safety angles	2 x 90 degrees and top of the back stop and side berms.



<h1 style="text-align: center; color: white; background-color: red; padding: 10px;">STAGE 18</h1>				
	12	5	1	1
Scoring targets:	5 IPSC targets, 1 IPSC NS target, 1 IPSC popper, 1 IPSC metal plate			
Minimum number of rounds required:	12			
Firearm ready condition:				
Competitor ready condition (see Rule 3.2.2, Section 8.2 and Appendix E2);				
Start position:	Competitor standing at the mark, both heels touching the mark . As demonstrated.			
Time starts:	Audible signal			
Procedure:	After start signal engage all targets. Popper P1 activates moving target T1, which remains visible at rest.			
Safety angles	2 x 90 degrees and top of the back stop and side berms.			



STAGE 19

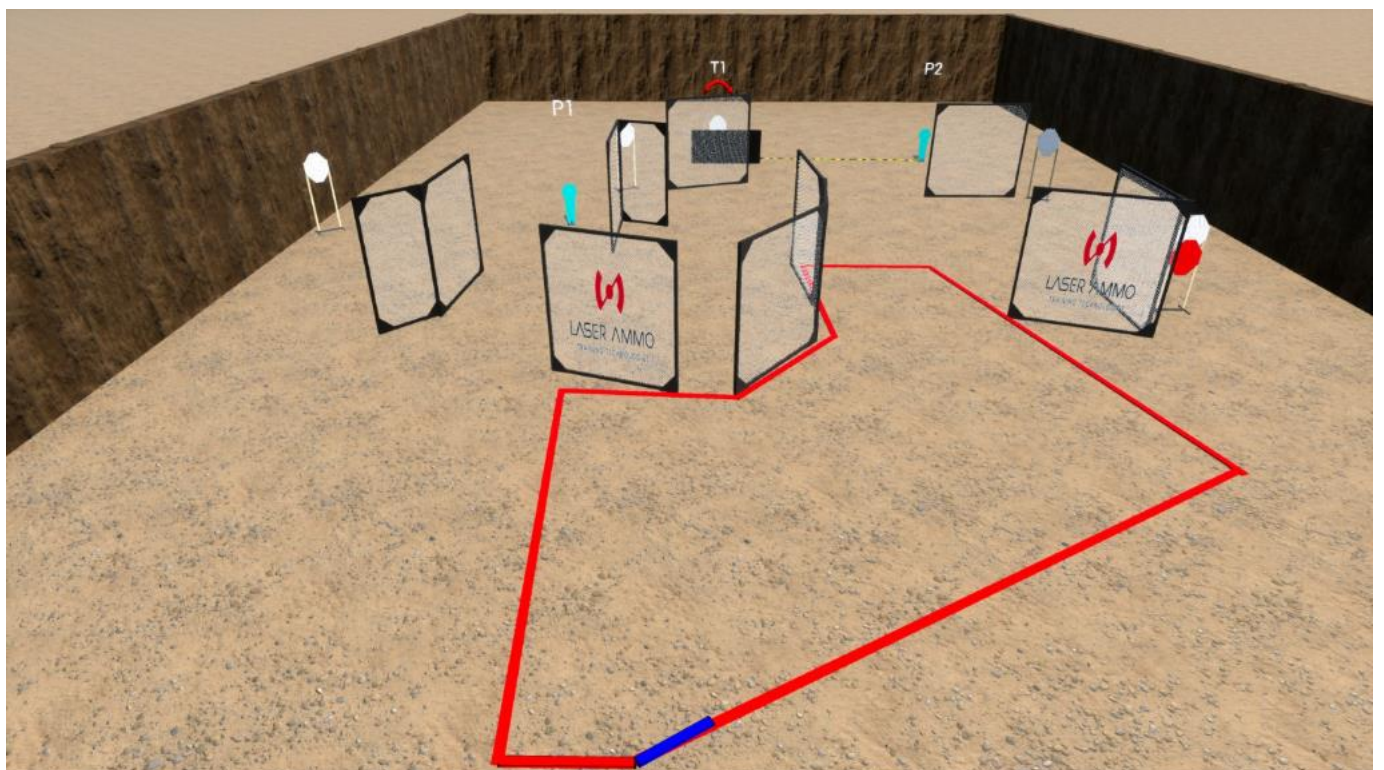


12

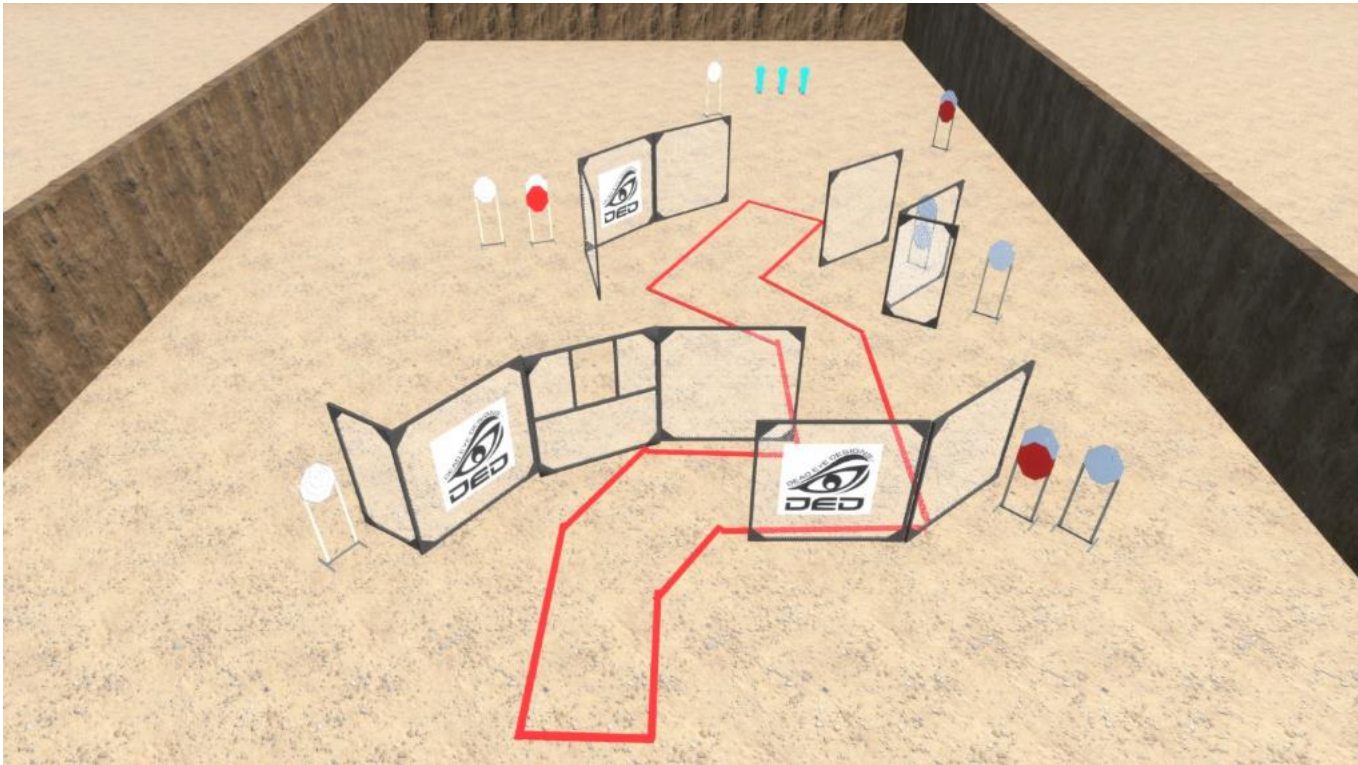
5





2

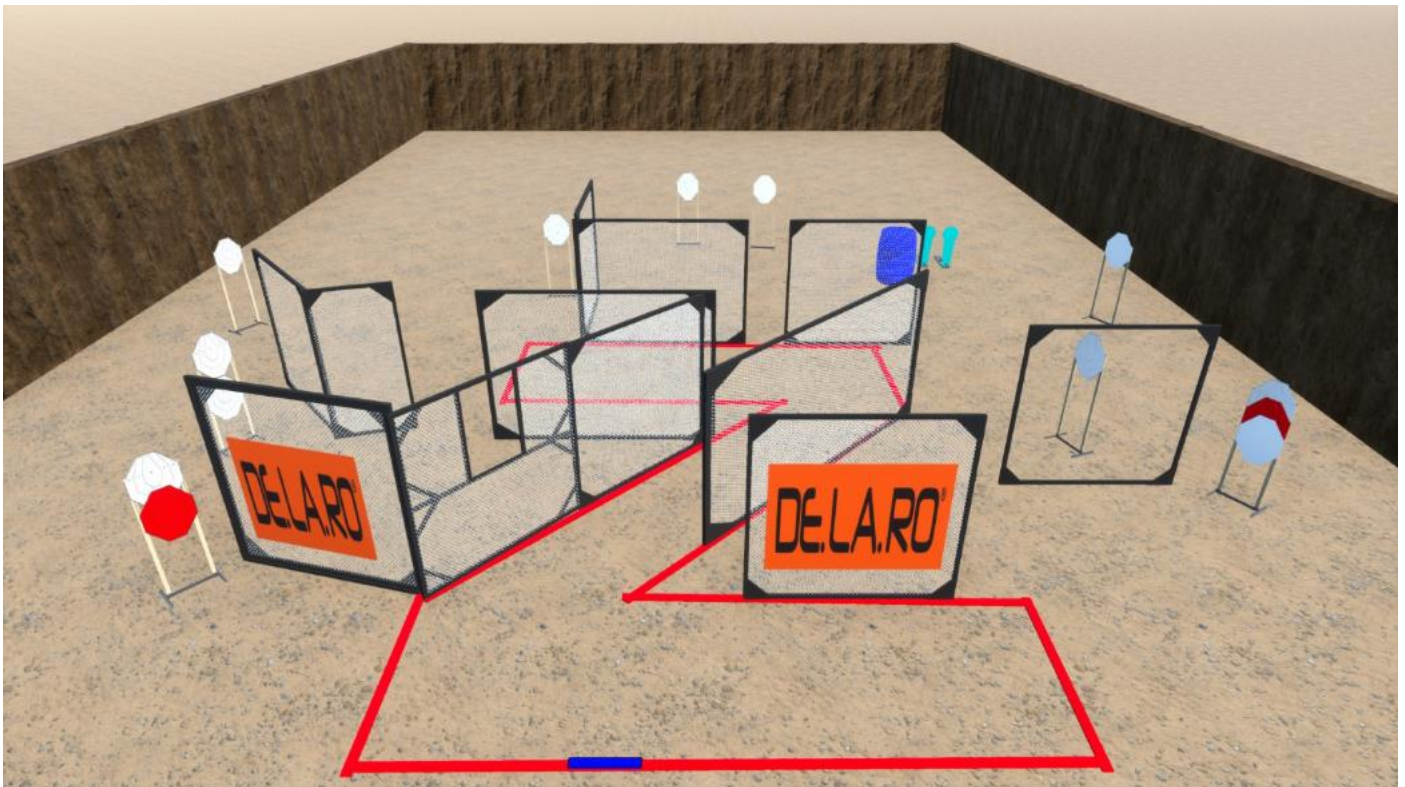
Scoring targets:	5 IPSC targets, 1 IPSC NS paper target, 2 IPSC Poppers,
Minimum number of rounds required:	12
Firearm ready condition:	
Competitor ready condition (see Rule 3.2.2, Section 8.2 and Appendix E2);	
Start position:	Competitor standing, both heels touching the mark . As demonstrated.
Time starts:	Audible signal
Procedure:	After start signal engage all targets. Popper P2 activates moving target T1, which remains visible at rest.
Safety angles	2 x 90 degrees and top of the back stop and side berms.





<h1 style="margin: 0;">STAGE 20</h1> 				
	23	10	3	
Scoring targets:	10 IPSC targets, 3 IPSC NS paper targets, 3 IPSC Poppers			
Minimum number of rounds required:	23			
Firearm ready condition:				
Competitor ready condition (see Rule 3.2.2, Section 8.2 and Appendix E2);				
Start position:	Competitor standing, anywhere . As demonstrated.			
Time starts:	Audible signal			
Procedure:	After start signal engage all targets.			
Safety angles	2 x 90 degrees and top of the back stop and side berms.			








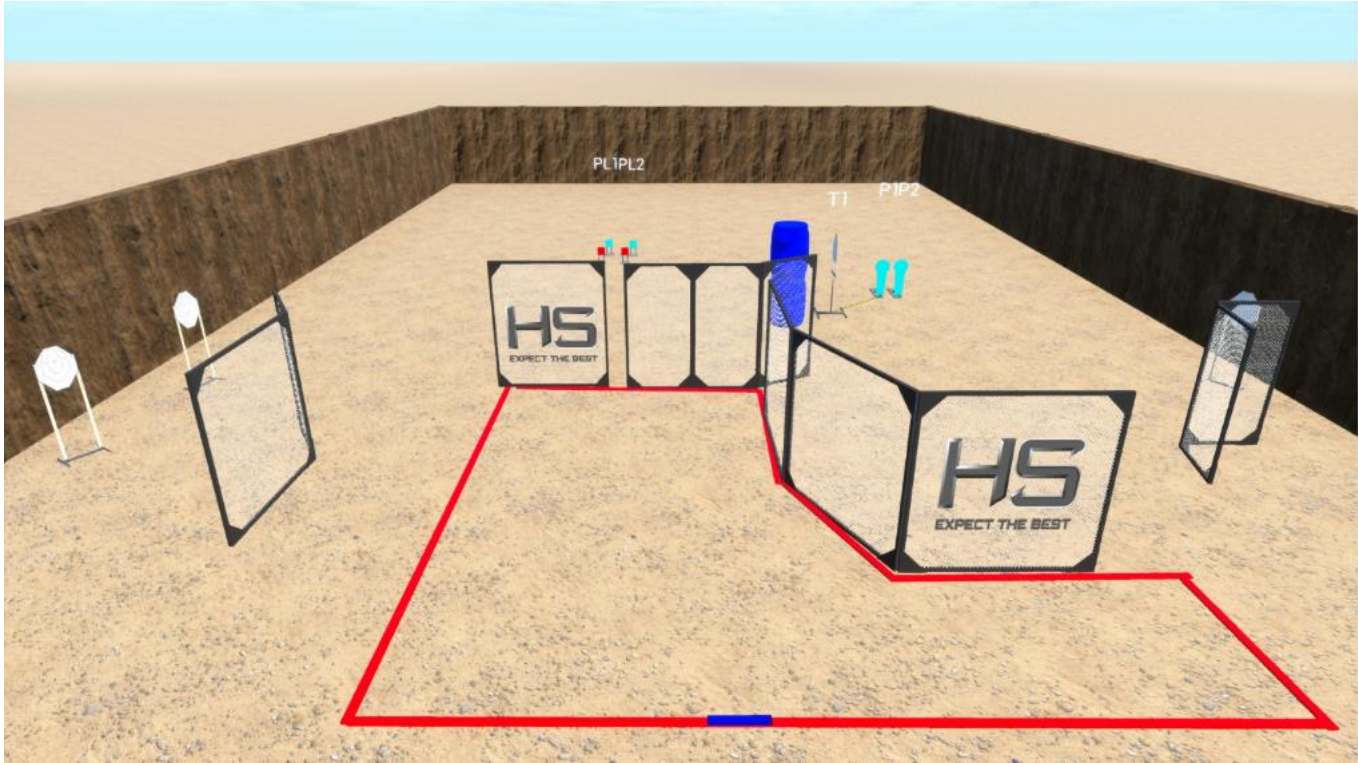
<h1 style="margin: 0;">STAGE 21</h1> 				
	24	11	2	
Scoring targets:	11 IPSC targets, 2 NS target , 2 IPSC Poppers,			
Minimum number of rounds required:	24			
Firearm ready condition:				
Competitor ready condition (see Rule 3.2.2, Section 8.2 and Appendix E2);				
Start position:	Competitor standing at the mark,, both heels touching the mark. As demonstrated.			
Time starts:	Audible signal			
Procedure:	After start signal engage all targets .			
Safety angles	2 x 90 degrees and top of the back stop and side berms.			






<h1 style="text-align: center; color: white;">STAGE 22</h1> 				
	30	15		
Scoring targets:	15 IPSC targets,, 2 IPSC NS targets			
Minimum number of rounds required:	30			
Firearm ready condition:				
Competitor ready condition (see Rule 3.2.2, Section 8.2 and Appendix E2);				
Start position:	Competitor holds the bull's horns with both hands . As demonstrated .			
Time starts:	Audible signal			
Procedure:	After start signal engage all targets.			
Safety angles	2 x 90 degrees and top of the back stop and side berms.			



<h1 style="margin: 0;">STAGE 23</h1> 				
	12	4	2	2
Scoring targets:	4 IPSC targets, 2 IPSC Poppers, 2 IPSC metal plates, 2 IPSC NS metal plates			
Minimum number of rounds required:	12			
Firearm ready condition:				
Competitor ready condition (see Rule 3.2.2, Section 8.2 and Appendix E2);				
Start position:	Competitor standing at the mark,, both heels touching the mark . As demonstrated.			
Time starts:	Audible signal			
Procedure:	After start signal engage all targets. Popper P1 activates moving target T1, which will disappear.			
Safety angles	2 x 90 degrees and top of the back stop and side berms.			



<h1 style="text-align: center; color: white; background-color: red; padding: 10px;">STAGE 24</h1>				
	9	3	3	
Scoring targets:	5 IPSC targets, 2 IPSC Poppers,			
Minimum number of rounds required:	9			
Firearm ready condition:	Firearm loaded, lying flat in the box, all magazines on belt			
Competitor ready condition (see Rule 3.2.2, Section 8.2 and Appendix E2);				
Start position:	Competitor sitting in the boat . Strong hand keeping the engine joystick . As demonstrated.			
Time starts:	Audible signal			
Procedure:	After start signal engage all targets. Popper P1 activates moving targets T1, and popper P2 activates moving targets T2, which remain visible at rest. Weak hand only .			
Safety angles	2 x 90 degrees and top of the back stop and side berms.			

